


Catherine Hamlin
Fistula Foundation



Hamlin Impact Report January- March 2023

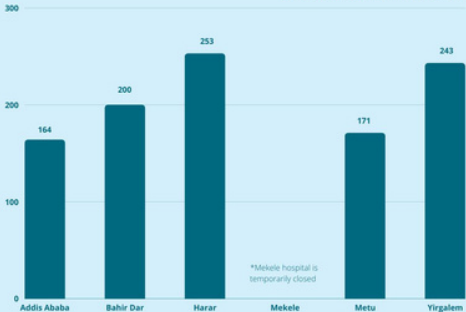


1031

TOTAL SURGERIES

JAN-MAR 2023

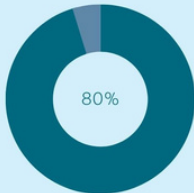
JAN-MAR 2023 PROCEDURES BY SITE



INCONTINENCE CURE RATE

(% MAJOR FISTULA SURGERY)

2022-2023 EFY



Closed and dry

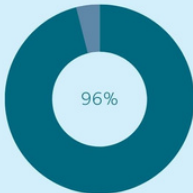


Incontinent

FISTULA CLOSURE RATE

(% MAJOR FISTULA SURGERY)

2022-2023 EFY

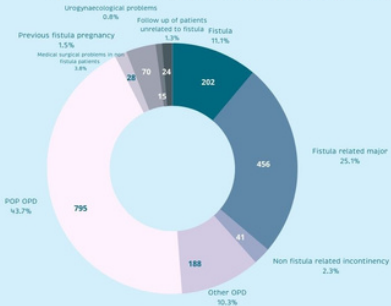


Closed



Failed

JAN-MAR 2023 OUTPATIENT APPOINTMENTS BY TYPE



JAN-MAR 2023 OUTPATIENTS BY SITE

